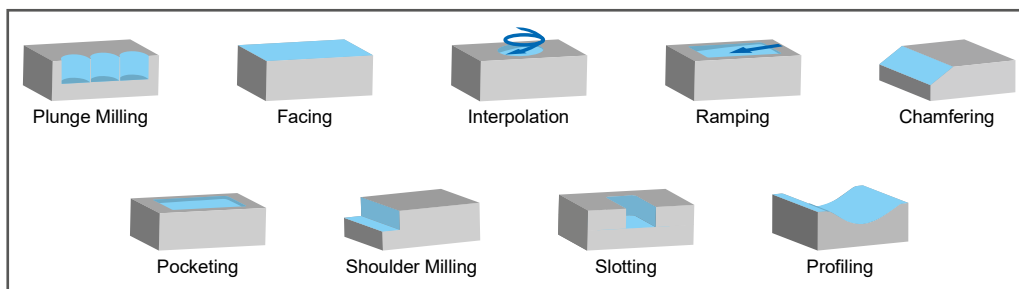
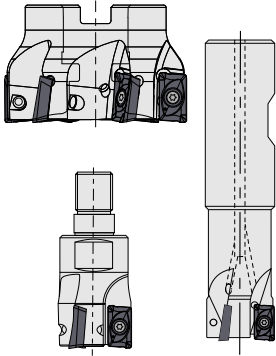
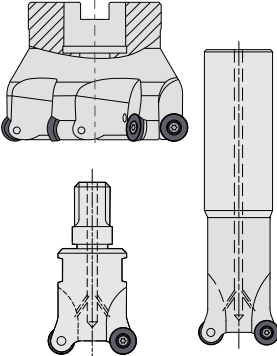
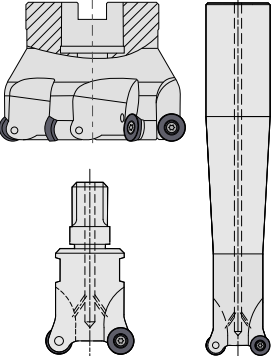




APPLICATION GUIDE

M15H	M1645	M845	G45S
HIGH FEED MILLING	16 EDGE FACE MILLING	8 EDGE FACE MILLING	45° FACE MILLING
DC(mm) 32 - 100	DC(mm) 63 - 160	DC(mm) 50 - 160	DC(mm) 40 - 160
SDMT/W P.77	ONMU P.79	SNMX P.81	SEKT P.83
KAPR 15°	KAPR 45°	KAPR 45°	KAPR 45°



APPLICATION GUIDE

G90A	G90RK	G90R
<p>SHOULDER MILLING</p> 	<p>PROFILE MILLING</p> 	<p>PROFILE MILLING</p> 
DC(mm) 16 - 160	DC(mm) 16 - 63	DC(mm) 20 - 80
 <p>APKT P.87</p>	<p>RDKT/W P.91</p>	 <p>RDMT/W P.95</p>
KAPR 90°	KAPR 0°	KAPR 0°
