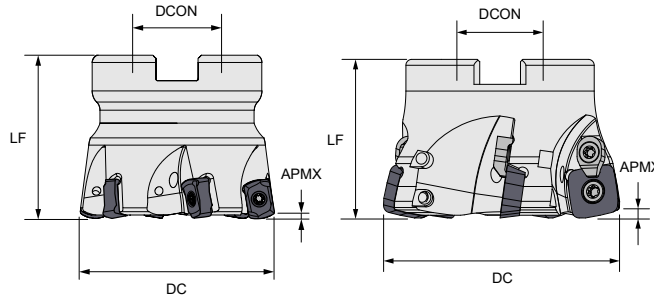
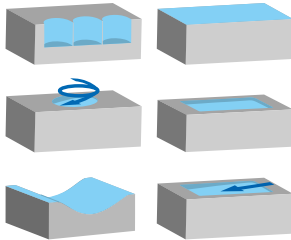


HIGH FEED MILLING

4 Corner Insert

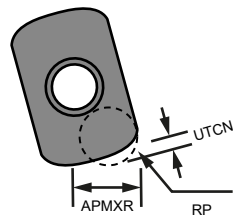
M15HF



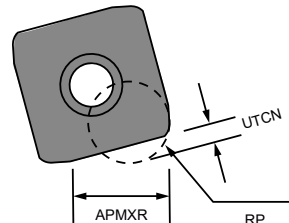
Insert Type	
	ENMX 0604
	SDMT 1204..
	SDMW 1204..

EDP Code	TOOL CODE	S	DC	DCON	LF	APMX	ZEFP	Insert	Screw	Clamp	Clamp Screw	Wrench
MTH0126	M15HF.40166-06		40	16	40	1.0	6	ENMX06	TXS2507	-	-	TXW08
MTH0127	M15HF.50226-06		50	22	40	1.0	6					
MTH0081	M15HF.63225-12		63	22	40	1.8	5	SDMT12 SDMW12	TXS4010	HFBP3	TXS3511	TXW15
MTH0082	M15HF.63226-12		63	22	40	1.8	6					
MTH0083	M15HF.80275-12		80	27	50	1.8	5					
MTH0084	M15HF.80277-12		80	27	50	1.8	7					
MTH0085	M15HF.100326-12		100	32	50	1.8	6					
MTH0086	M15HF.100328-12		100	32	50	1.8	8					

ENMX



SDMT/W



Insert	Cutting Dia. DC	Axial Max Depth APMX	Radial Max Depth APMXR	Programmed Corner Radius RP	Uncut Thickness UTCN
ENMX	40	1.0	3.7	2.0	0.31
ENMX	50	1.0	3.7	2.0	0.31
SDMT/W	63	1.8	8.6	3.5	0.94
SDMT/W	80	1.8	8.6	3.5	0.94
SDMT/W	100	1.8	8.6	3.5	0.94

